

Scaled data based on original data using  
LM-79-08 Approved Method: Electrical and Photometric Measurements of Solid-  
State Lighting Products

Test Report Prepared for  
Cooper Lighting Solutions  
(formerly Eaton)

Brand: McGRAW-EDISON

Report Number: P227460

Luminaire Tested: **ISW-AF-1000-LED-E1-RW**

Issue Date: 3/3/2020

**Test Information**

Test Method: LM-79-08  
Report Number: P227460  
TEST IS SCALED FROM IESNA LM-79-08 TEST DATA (P29767)  
Test Lab: INNOVATION CENTER-P2  
Issue Date: 3/3/2020  
Manufacturer: COOPER LIGHTING SOLUTIONS (FORMERLY EATON)  
Product Line: MCGRAW-EDISON  
Catalog Number: ISW-AF-1000-LED-E1-RW  
Description: IMPACT ELITE LED WEDGE LUMINAIRE  
LIGHT SQUARE WITH ACCULED OPTICS-RECTANGULAR WIDE TYPE I  
Light Source: (16) 4000K CCT, 70 CRI LEDs  
Ballast/Driver: ELECTRONIC DRIVER

**Summary**

Lumens per Lamp: N/A  
Luminaire Lumens: 6110.9 lumens  
Efficiency: N/A  
Efficacy: 111.9 lumens/watt  
Luminous Opening: Rectangular (W 0.5' x L: 0.5' x H: 0')  
IES Classification: Type II - Medium - Cutoff  
BUG Rating: B2 - U1 - G2

Input Watts (W): 54.6  
Input Voltage (V): 120  
Input Current (Ain): NR  
Voltage Rise (V): NR  
Power Factor: NR  
Total Harmonic Distortion (THDi): NR  
Frequency (hertz): 60  
Stabilization Time: NR  
Operation Time: NR  
Ambient Temperature (°C): NR  
Test Distance: 25 FT

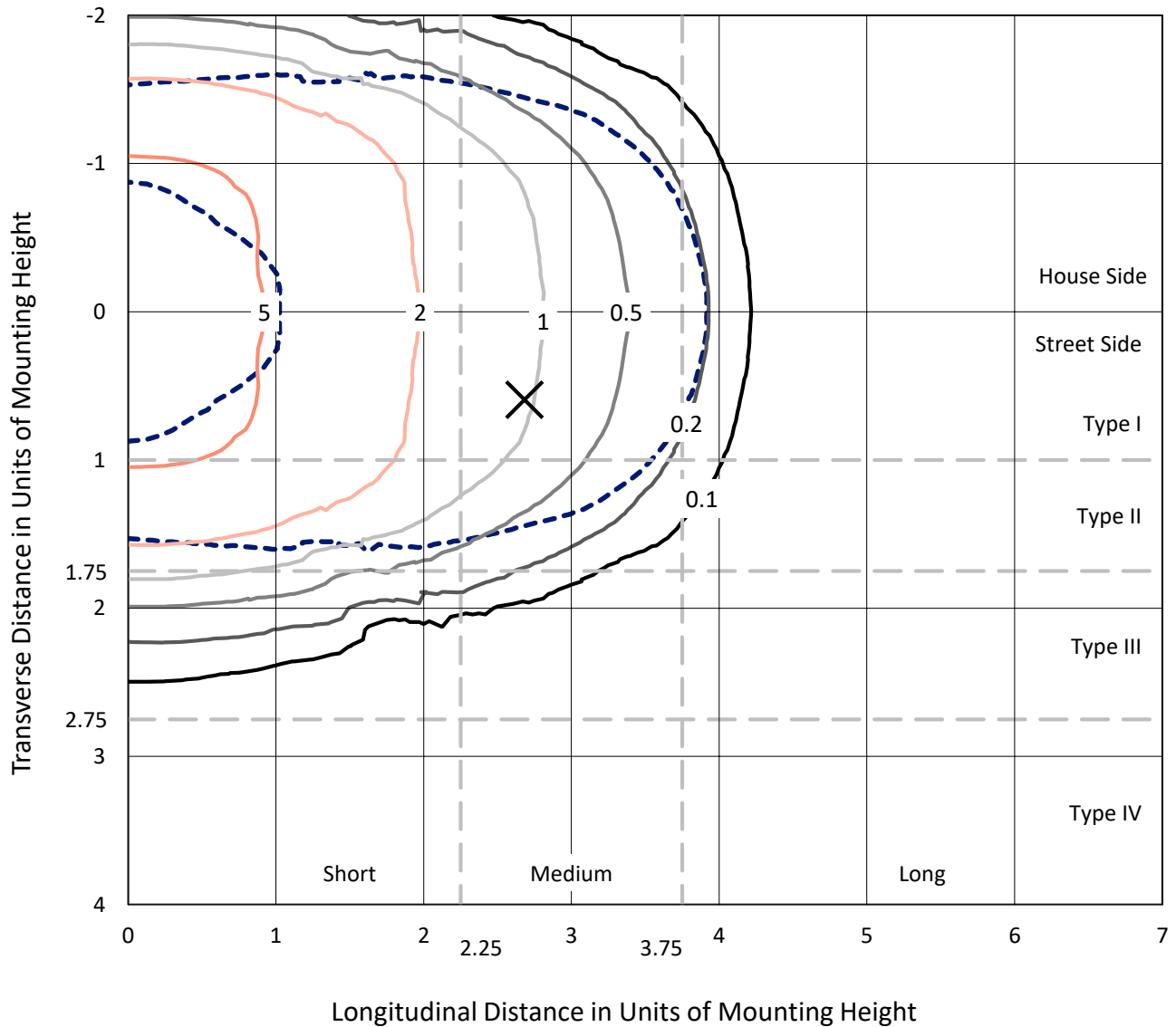


REPORT NUMBER: P227460

CATALOG NUMBER: ISW-AF-1000-LED-E1-RW

### Iso-Footcandle Lines of Horizontal Illumination

× Max cd  
 - - - 1/2 Max cd

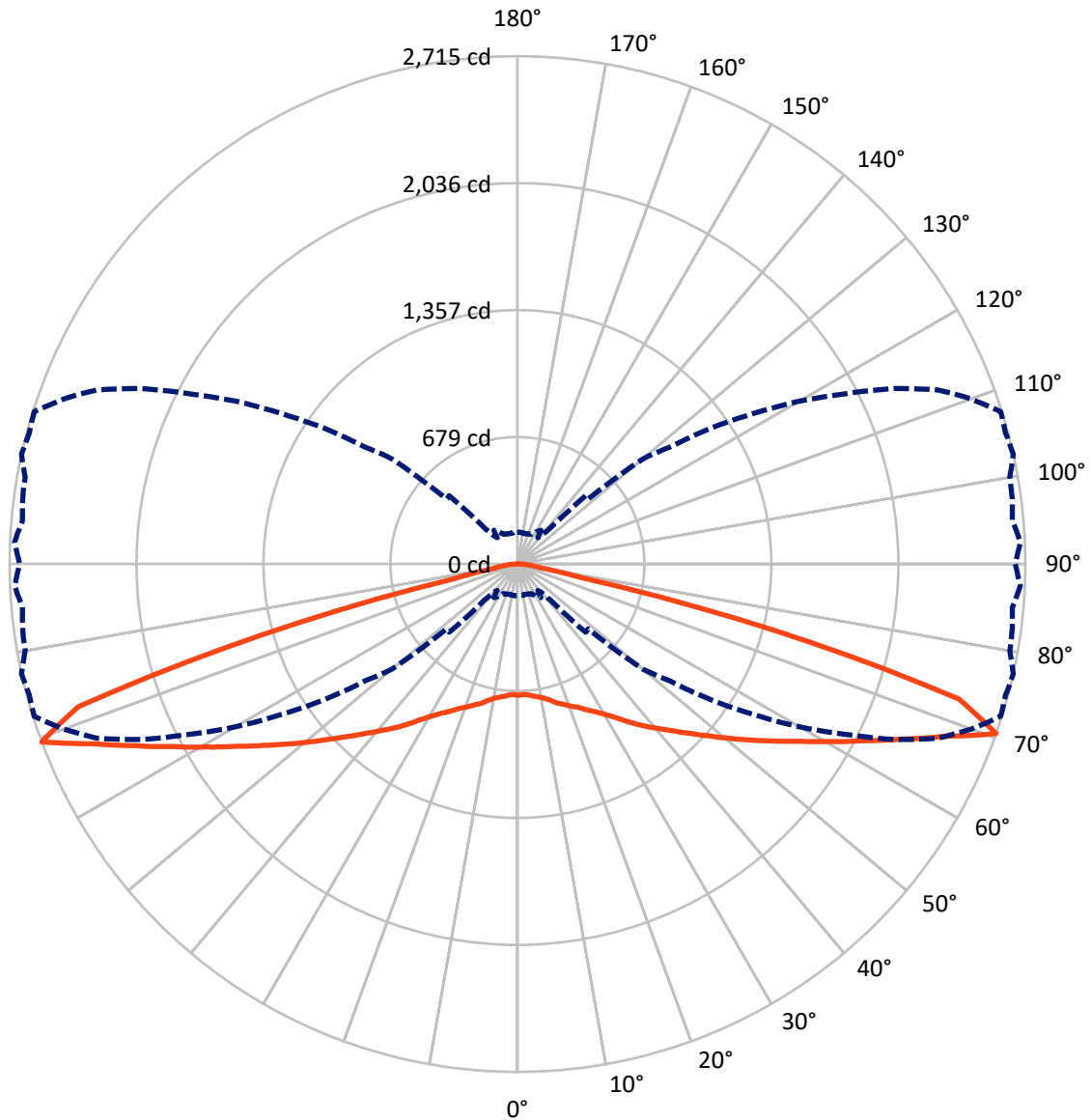


Based on 10 foot mounting height. Maximum calculated value = 7.2 fc  
 Type II - Medium - Cutoff

REPORT NUMBER: P227460

CATALOG NUMBER: ISW-AF-1000-LED-E1-RW

### Luminous Intensity Polar Plot



— Vertical Plane Through 77.5-Deg Lateral    - - - Horizontal Cone Through 70-Deg Vertical

REPORT NUMBER: P227460

CATALOG NUMBER: ISW-AF-1000-LED-E1-RW

**FLUX DISTRIBUTION:**

		Downward	Upward	Total
<b>House Side</b>	Lumens	3055.0	0.5	3055.4
	% Fixture	50.0	0.0	50.0
<b>Street Side</b>	Lumens	3055.0	0.5	3055.4
	% Fixture	50.0	0.0	50.0
<b>Total</b>	Lumens	6109.9	1.0	6110.9
	% Fixture	100.0	0.0	100.0

**Coefficient of Utilization**

**ZONAL LUMENS:**

Zone	Lumens	% Fixture
0°-10°	67.8	1.1
10°-20°	212.2	3.5
20°-30°	398.3	6.5
30°-40°	696.0	11.4
40°-50°	1134.5	18.6
50°-60°	1552.6	25.4
60°-70°	1428.2	23.4
70°-80°	558.3	9.1
80°-90°	62.1	1.0
90°-100°	1.0	0.0
100°-110°	0.0	0.0
110°-120°	0.0	0.0
120°-130°	0.0	0.0
130°-140°	0.0	0.0
140°-150°	0.0	0.0
150°-160°	0.0	0.0
160°-170°	0.0	0.0
170°-180°	0.0	0.0
0°-90°	6109.9	100.0
0°-180°	6110.9	100.0



REPORT NUMBER: P227460

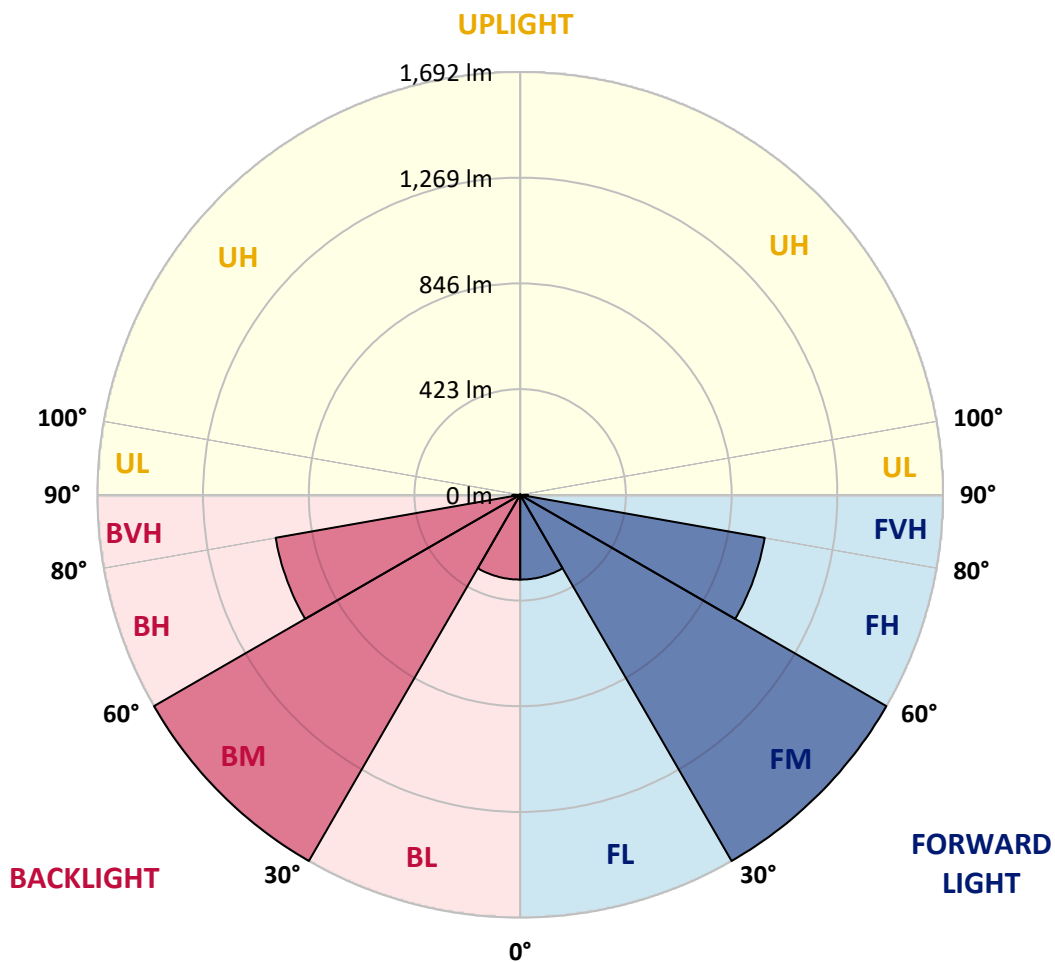
CATALOG NUMBER: ISW-AF-1000-LED-E1-RW

**LUMINAIRE CLASSIFICATION SYSTEM LUMEN TABLE AND BUG RATING:**

Zone		Lumens	% Fixture	Zone Rating/Lumen Limit		
				B	U	G
FL	(0°-30°)	339.1	5.5			
FM	(30°-60°)	1691.5	27.7			
FH	(60°-80°)	993.2	16.3			G1/1800
FVH	(80°-90°)	31.1	0.5			G1/100
BL	(0°-30°)	339.1	5.5	B1/500		
BM	(30°-60°)	1691.5	27.7	B2/2500		
BH	(60°-80°)	993.2	16.3	B2/1000		G2/1000
BVH	(80°-90°)	31.1	0.5			G1/100
UL	(90°-100°)	1.0	0.0		U1/10	
UH	(100°-180°)	0.5	0.0		U1/10	

**BUG Rating: B2-U1-G2**

Type II Medium





REPORT NUMBER: P227460

CATALOG NUMBER: ISW-AF-1000-LED-E1-RW

**CANDELA DISTRIBUTION (FULL):**

	0°	5°	15°	25°	35°	37.5°	40°	42.5°	45°	47.5°	50°
0°	701.9	701.9	701.9	701.9	701.9	701.9	701.9	701.9	701.9	701.9	701.9
2.5°	699.3	698.4	698.4	699.3	701.1	701.9	700.2	701.1	701.1	700.2	702.9
5°	701.1	700.2	701.1	702.9	705.5	708.3	707.4	707.4	708.3	706.4	711.0
7.5°	699.3	698.4	700.2	704.7	711.0	714.5	714.5	714.5	716.4	715.5	720.9
10°	691.2	690.3	694.8	702.9	714.5	717.3	720.0	720.9	726.3	726.3	731.6
12.5°	684.0	684.9	691.2	703.8	722.6	723.5	727.1	730.7	738.0	734.4	744.2
15°	686.7	688.5	696.6	711.9	737.0	736.1	738.9	742.5	754.1	746.0	762.2
17.5°	700.2	702.9	711.9	729.9	756.0	751.5	755.0	760.4	775.7	765.8	784.7
20°	721.8	725.4	735.2	755.0	779.3	774.8	778.4	784.7	802.6	792.8	811.6
22.5°	750.5	754.1	764.9	787.4	813.5	808.0	811.6	817.0	836.8	821.5	844.9
25°	789.2	792.8	804.4	827.8	857.4	851.2	852.9	856.6	877.3	859.3	881.8
27.5°	843.1	846.7	856.6	879.0	907.8	902.4	904.2	907.8	929.4	911.4	931.2
30°	911.4	915.0	924.0	946.4	970.8	964.4	967.1	969.9	989.6	971.6	987.8
32.5°	992.3	991.4	1004.8	1028.3	1049.9	1038.2	1038.2	1038.2	1057.0	1039.0	1051.6
35°	1087.6	1087.6	1101.1	1123.5	1143.4	1129.8	1123.5	1119.9	1140.6	1118.2	1127.1
37.5°	1191.8	1187.3	1208.0	1228.7	1247.6	1230.5	1225.1	1220.6	1235.9	1210.8	1215.2
40°	1302.4	1298.8	1321.2	1344.7	1357.3	1334.7	1330.2	1324.8	1341.1	1316.7	1315.9
42.5°	1403.1	1400.4	1429.2	1456.1	1471.4	1442.6	1436.3	1430.9	1448.9	1424.7	1419.2
45°	1488.5	1487.6	1520.8	1557.6	1584.7	1554.1	1549.6	1540.6	1558.6	1528.9	1526.2
47.5°	1555.0	1551.4	1591.8	1645.7	1688.9	1657.4	1656.6	1650.2	1669.1	1636.7	1633.1
50°	1599.9	1602.6	1646.6	1709.6	1779.6	1750.0	1752.7	1750.0	1777.9	1745.6	1750.0
52.5°	1608.0	1613.4	1670.0	1752.7	1850.7	1814.7	1835.4	1843.5	1878.5	1850.7	1859.6
55°	1511.8	1527.1	1613.4	1757.2	1894.7	1872.2	1898.3	1921.7	1971.1	1947.8	1964.0
57.5°	1297.0	1328.5	1428.2	1636.7	1889.3	1901.9	1955.0	1990.9	2051.1	2030.5	2068.2
60°	1002.2	1023.8	1134.4	1377.9	1716.7	1733.8	1830.1	1944.1	2082.6	2111.4	2170.7
62.5°	656.1	668.7	776.6	1023.8	1419.2	1424.7	1544.1	1692.5	1932.5	1995.4	2161.7
65°	325.4	342.5	400.0	589.6	994.1	986.9	1118.2	1291.6	1602.6	1671.8	1942.4
67.5°	203.2	205.8	217.5	273.2	498.0	442.2	550.0	731.6	1108.3	1170.3	1513.7
70°	170.7	169.9	167.2	175.2	219.3	178.0	196.8	257.1	516.0	513.2	872.8
72.5°	157.3	154.6	147.4	146.5	152.8	140.2	142.0	145.6	206.7	173.5	336.1
75°	144.7	139.3	130.3	127.7	127.7	117.7	117.7	118.7	133.9	125.8	152.8
77.5°	129.4	123.2	114.2	110.6	107.0	96.2	95.2	96.2	107.8	100.7	114.2
80°	111.5	105.2	98.9	93.5	88.1	78.2	75.5	75.5	85.4	78.2	89.0
82.5°	97.1	89.0	87.2	78.2	70.1	61.1	58.4	53.9	62.9	54.8	66.5
85°	71.9	65.6	82.7	69.3	55.8	49.4	39.6	33.2	39.6	32.3	42.2
87.5°	41.3	38.7	72.8	54.8	49.4	53.0	32.3	23.3	22.5	19.7	23.3
90°	8.1	9.0	11.7	8.1	10.7	5.4	2.7	2.7	5.4	3.6	6.3
92.5°	0.0	0.0	0.0	0.0	0.0	0.0	0.0	0.0	0.0	0.0	0.0
95°	0.0	0.0	0.0	0.0	0.0	0.0	0.0	0.0	0.0	0.0	0.0
97.5°	0.0	0.0	0.0	0.0	0.0	0.0	0.0	0.0	0.0	0.0	0.0
100°	0.0	0.0	0.0	0.0	0.0	0.0	0.0	0.0	0.0	0.0	0.0
102.5°	0.0	0.0	0.0	0.0	0.0	0.0	0.0	0.0	0.0	0.0	0.0
105°	0.0	0.0	0.0	0.0	0.0	0.0	0.0	0.0	0.0	0.0	0.0
107.5°	0.0	0.0	0.0	0.0	0.0	0.0	0.0	0.0	0.0	0.0	0.0
110°	0.0	0.0	0.0	0.0	0.0	0.0	0.0	0.0	0.0	0.0	0.0



REPORT NUMBER: P227460

CATALOG NUMBER: ISW-AF-1000-LED-E1-RW

**CANDELA DISTRIBUTION (continued):**

	0°	5°	15°	25°	35°	37.5°	40°	42.5°	45°	47.5°	50°
112.5°	0.0	0.0	0.0	0.0	0.0	0.0	0.0	0.0	0.0	0.0	0.0
115°	0.0	0.0	0.0	0.0	0.0	0.0	0.0	0.0	0.0	0.0	0.0
117.5°	0.0	0.0	0.0	0.0	0.0	0.0	0.0	0.0	0.0	0.0	0.0
120°	0.0	0.0	0.0	0.0	0.0	0.0	0.0	0.0	0.0	0.0	0.0
122.5°	0.0	0.0	0.0	0.0	0.0	0.0	0.0	0.0	0.0	0.0	0.0
125°	0.0	0.0	0.0	0.0	0.0	0.0	0.0	0.0	0.0	0.0	0.0
127.5°	0.0	0.0	0.0	0.0	0.0	0.0	0.0	0.0	0.0	0.0	0.0
130°	0.0	0.0	0.0	0.0	0.0	0.0	0.0	0.0	0.0	0.0	0.0
132.5°	0.0	0.0	0.0	0.0	0.0	0.0	0.0	0.0	0.0	0.0	0.0
135°	0.0	0.0	0.0	0.0	0.0	0.0	0.0	0.0	0.0	0.0	0.0
137.5°	0.0	0.0	0.0	0.0	0.0	0.0	0.0	0.0	0.0	0.0	0.0
140°	0.0	0.0	0.0	0.0	0.0	0.0	0.0	0.0	0.0	0.0	0.0
142.5°	0.0	0.0	0.0	0.0	0.0	0.0	0.0	0.0	0.0	0.0	0.0
145°	0.0	0.0	0.0	0.0	0.0	0.0	0.0	0.0	0.0	0.0	0.0
147.5°	0.0	0.0	0.0	0.0	0.0	0.0	0.0	0.0	0.0	0.0	0.0
150°	0.0	0.0	0.0	0.0	0.0	0.0	0.0	0.0	0.0	0.0	0.0
152.5°	0.0	0.0	0.0	0.0	0.0	0.0	0.0	0.0	0.0	0.0	0.0
155°	0.0	0.0	0.0	0.0	0.0	0.0	0.0	0.0	0.0	0.0	0.0
157.5°	0.0	0.0	0.0	0.0	0.0	0.0	0.0	0.0	0.0	0.0	0.0
160°	0.0	0.0	0.0	0.0	0.0	0.0	0.0	0.0	0.0	0.0	0.0
162.5°	0.0	0.0	0.0	0.0	0.0	0.0	0.0	0.0	0.0	0.0	0.0
165°	0.0	0.0	0.0	0.0	0.0	0.0	0.0	0.0	0.0	0.0	0.0
167.5°	0.0	0.0	0.0	0.0	0.0	0.0	0.0	0.0	0.0	0.0	0.0
170°	0.0	0.0	0.0	0.0	0.0	0.0	0.0	0.0	0.0	0.0	0.0
172.5°	0.0	0.0	0.0	0.0	0.0	0.0	0.0	0.0	0.0	0.0	0.0
175°	0.0	0.0	0.0	0.0	0.0	0.0	0.0	0.0	0.0	0.0	0.0
177.5°	0.0	0.0	0.0	0.0	0.0	0.0	0.0	0.0	0.0	0.0	0.0
180°	0.0	0.0	0.0	0.0	0.0	0.0	0.0	0.0	0.0	0.0	0.0





REPORT NUMBER: P227460

CATALOG NUMBER: ISW-AF-1000-LED-E1-RW

**CANDELA DISTRIBUTION (continued):**

	52.5°	55°	57.5°	60°	62.5°	65°	67.5°	70°	72.5°	75°	77.5°
0°	701.9	701.9	701.9	701.9	701.9	701.9	701.9	701.9	701.9	701.9	701.9
2.5°	700.2	702.9	699.3	702.9	696.6	701.9	697.4	702.9	698.4	702.9	697.4
5°	704.7	711.9	703.8	713.7	701.9	713.7	703.8	714.5	705.5	714.5	704.7
7.5°	711.9	724.5	713.7	726.3	711.9	728.0	714.5	729.9	716.4	730.7	715.5
10°	720.9	737.0	722.6	738.9	721.8	740.6	723.5	743.4	725.4	745.1	726.3
12.5°	729.0	749.6	733.5	755.0	736.1	758.6	738.9	764.0	742.5	768.5	744.2
15°	744.2	771.2	750.5	776.6	755.0	781.1	759.5	788.3	764.0	793.7	768.5
17.5°	764.0	793.7	772.1	798.1	774.8	803.5	780.2	808.9	784.7	815.2	787.4
20°	790.9	820.6	798.1	823.4	800.9	827.0	803.5	829.6	808.9	835.0	810.8
22.5°	821.5	849.4	825.1	850.3	825.1	849.4	827.0	850.3	829.6	853.9	832.3
25°	858.4	884.4	860.2	881.8	856.6	878.2	856.6	878.2	859.3	879.9	863.8
27.5°	909.6	929.4	904.2	923.1	896.1	915.0	892.5	911.4	893.4	911.4	895.2
30°	967.1	985.1	956.4	971.6	941.9	956.4	932.1	948.3	929.4	946.4	933.9
32.5°	1030.0	1044.4	1015.7	1028.3	997.7	1010.3	984.2	995.0	978.9	989.6	981.5
35°	1100.2	1114.5	1084.8	1096.6	1066.0	1076.8	1050.8	1056.1	1039.9	1047.1	1039.9
37.5°	1183.8	1196.3	1162.2	1173.0	1139.7	1153.2	1121.8	1127.1	1107.3	1111.8	1097.4
40°	1273.7	1287.1	1246.7	1257.4	1216.1	1231.4	1196.3	1199.9	1173.0	1177.4	1155.0
42.5°	1370.8	1383.3	1333.0	1341.9	1293.4	1309.6	1268.3	1275.4	1243.1	1247.6	1218.8
45°	1477.7	1484.8	1429.2	1435.4	1377.0	1393.2	1341.1	1354.5	1315.9	1324.8	1291.6
47.5°	1577.4	1591.8	1530.7	1536.1	1473.2	1483.1	1422.8	1440.8	1399.5	1413.0	1372.5
50°	1691.6	1702.4	1644.0	1644.8	1583.7	1587.3	1519.9	1537.9	1493.0	1507.3	1464.1
52.5°	1808.5	1815.6	1752.7	1759.0	1698.8	1705.1	1637.6	1644.8	1592.7	1605.3	1563.1
55°	1921.7	1923.5	1871.4	1869.5	1813.0	1824.6	1750.0	1766.2	1704.1	1717.6	1670.0
57.5°	2035.0	2041.2	1992.7	1994.4	1937.9	1946.0	1878.5	1890.2	1831.8	1848.0	1788.6
60°	2154.4	2174.3	2126.6	2133.0	2078.9	2095.2	2013.4	2028.6	1964.8	1990.9	1927.0
62.5°	2230.9	2304.6	2295.6	2305.5	2254.3	2262.4	2177.9	2202.1	2125.7	2144.6	2078.9
65°	2085.3	2265.9	2357.6	2458.3	2461.0	2487.0	2405.3	2414.3	2337.9	2333.4	2256.0
67.5°	1699.6	1922.6	2077.2	2283.9	2428.6	2567.9	2618.2	2630.8	2589.5	2545.5	2458.3
70°	1025.6	1269.2	1496.6	1740.1	1968.5	2219.2	2432.3	2579.7	2708.2	2701.8	2714.5
72.5°	405.4	607.6	759.5	987.8	1214.3	1492.1	1727.6	1935.2	2156.3	2292.0	2468.2
75°	160.0	211.2	247.1	374.8	482.6	689.4	897.0	1009.3	1182.8	1301.5	1423.7
77.5°	115.1	125.8	127.7	148.3	156.4	216.7	253.5	292.2	329.0	352.3	347.8
80°	89.0	96.2	96.2	105.2	104.2	115.9	113.2	124.1	123.2	132.2	125.8
82.5°	66.5	71.0	71.0	78.2	78.2	85.4	83.6	90.7	88.1	94.4	88.1
85°	43.2	47.7	47.7	51.2	49.4	56.7	55.8	61.1	58.4	61.1	56.7
87.5°	24.2	27.0	27.8	30.6	27.8	33.2	32.3	35.1	32.3	35.1	33.2
90°	3.6	5.4	3.6	5.4	2.7	8.1	4.5	9.0	2.7	10.7	4.5
92.5°	0.0	0.0	0.0	0.0	0.0	0.0	0.0	0.0	0.0	0.0	0.0
95°	0.0	0.0	0.0	0.0	0.0	0.0	0.0	0.0	0.0	0.0	0.0
97.5°	0.0	0.0	0.0	0.0	0.0	0.0	0.0	0.0	0.0	0.0	0.0
100°	0.0	0.0	0.0	0.0	0.0	0.0	0.0	0.0	0.0	0.0	0.0
102.5°	0.0	0.0	0.0	0.0	0.0	0.0	0.0	0.0	0.0	0.0	0.0
105°	0.0	0.0	0.0	0.0	0.0	0.0	0.0	0.0	0.0	0.0	0.0
107.5°	0.0	0.0	0.0	0.0	0.0	0.0	0.0	0.0	0.0	0.0	0.0
110°	0.0	0.0	0.0	0.0	0.0	0.0	0.0	0.0	0.0	0.0	0.0



REPORT NUMBER: P227460

CATALOG NUMBER: ISW-AF-1000-LED-E1-RW

**CANDELA DISTRIBUTION (continued):**

	52.5°	55°	57.5°	60°	62.5°	65°	67.5°	70°	72.5°	75°	77.5°
112.5°	0.0	0.0	0.0	0.0	0.0	0.0	0.0	0.0	0.0	0.0	0.0
115°	0.0	0.0	0.0	0.0	0.0	0.0	0.0	0.0	0.0	0.0	0.0
117.5°	0.0	0.0	0.0	0.0	0.0	0.0	0.0	0.0	0.0	0.0	0.0
120°	0.0	0.0	0.0	0.0	0.0	0.0	0.0	0.0	0.0	0.0	0.0
122.5°	0.0	0.0	0.0	0.0	0.0	0.0	0.0	0.0	0.0	0.0	0.0
125°	0.0	0.0	0.0	0.0	0.0	0.0	0.0	0.0	0.0	0.0	0.0
127.5°	0.0	0.0	0.0	0.0	0.0	0.0	0.0	0.0	0.0	0.0	0.0
130°	0.0	0.0	0.0	0.0	0.0	0.0	0.0	0.0	0.0	0.0	0.0
132.5°	0.0	0.0	0.0	0.0	0.0	0.0	0.0	0.0	0.0	0.0	0.0
135°	0.0	0.0	0.0	0.0	0.0	0.0	0.0	0.0	0.0	0.0	0.0
137.5°	0.0	0.0	0.0	0.0	0.0	0.0	0.0	0.0	0.0	0.0	0.0
140°	0.0	0.0	0.0	0.0	0.0	0.0	0.0	0.0	0.0	0.0	0.0
142.5°	0.0	0.0	0.0	0.0	0.0	0.0	0.0	0.0	0.0	0.0	0.0
145°	0.0	0.0	0.0	0.0	0.0	0.0	0.0	0.0	0.0	0.0	0.0
147.5°	0.0	0.0	0.0	0.0	0.0	0.0	0.0	0.0	0.0	0.0	0.0
150°	0.0	0.0	0.0	0.0	0.0	0.0	0.0	0.0	0.0	0.0	0.0
152.5°	0.0	0.0	0.0	0.0	0.0	0.0	0.0	0.0	0.0	0.0	0.0
155°	0.0	0.0	0.0	0.0	0.0	0.0	0.0	0.0	0.0	0.0	0.0
157.5°	0.0	0.0	0.0	0.0	0.0	0.0	0.0	0.0	0.0	0.0	0.0
160°	0.0	0.0	0.0	0.0	0.0	0.0	0.0	0.0	0.0	0.0	0.0
162.5°	0.0	0.0	0.0	0.0	0.0	0.0	0.0	0.0	0.0	0.0	0.0
165°	0.0	0.0	0.0	0.0	0.0	0.0	0.0	0.0	0.0	0.0	0.0
167.5°	0.0	0.0	0.0	0.0	0.0	0.0	0.0	0.0	0.0	0.0	0.0
170°	0.0	0.0	0.0	0.0	0.0	0.0	0.0	0.0	0.0	0.0	0.0
172.5°	0.0	0.0	0.0	0.0	0.0	0.0	0.0	0.0	0.0	0.0	0.0
175°	0.0	0.0	0.0	0.0	0.0	0.0	0.0	0.0	0.0	0.0	0.0
177.5°	0.0	0.0	0.0	0.0	0.0	0.0	0.0	0.0	0.0	0.0	0.0
180°	0.0	0.0	0.0	0.0	0.0	0.0	0.0	0.0	0.0	0.0	0.0



REPORT NUMBER: P227460

CATALOG NUMBER: ISW-AF-1000-LED-E1-RW

**CANDELA DISTRIBUTION (continued):**

	80°	82.5°	85°	87.5°	90°
0°	701.9	701.9	701.9	701.9	701.9
2.5°	701.9	700.2	703.8	698.4	702.9
5°	714.5	706.4	716.4	706.4	715.5
7.5°	731.6	718.1	732.5	718.1	732.5
10°	747.8	725.4	748.7	727.1	749.6
12.5°	772.1	745.1	775.7	746.0	775.7
15°	799.0	768.5	802.6	769.4	804.4
17.5°	820.6	790.9	824.2	790.9	825.1
20°	838.6	815.2	843.1	815.2	845.8
22.5°	859.3	842.2	864.7	842.2	870.0
25°	886.3	874.5	892.5	876.4	896.1
27.5°	917.7	909.6	924.0	912.3	927.6
30°	954.5	951.9	959.0	953.7	962.6
32.5°	995.9	1002.2	1002.2	1002.2	1005.8
35°	1056.1	1061.5	1061.5	1063.4	1064.2
37.5°	1113.7	1122.6	1121.8	1124.4	1124.4
40°	1173.8	1185.6	1185.6	1185.6	1187.3
42.5°	1240.3	1253.0	1254.8	1249.3	1253.0
45°	1315.0	1319.5	1324.0	1321.2	1327.6
47.5°	1395.0	1399.5	1403.1	1399.5	1409.3
50°	1489.3	1488.5	1498.3	1488.5	1502.8
52.5°	1588.2	1596.3	1602.6	1592.7	1602.6
55°	1699.6	1697.0	1717.6	1704.1	1717.6
57.5°	1821.9	1821.9	1842.6	1830.1	1845.3
60°	1966.6	1955.0	1983.7	1963.0	1983.7
62.5°	2113.1	2092.4	2124.9	2106.9	2133.8
65°	2282.1	2252.4	2283.0	2259.6	2283.9
67.5°	2452.9	2418.8	2428.6	2416.9	2430.4
70°	2672.3	2667.8	2656.0	2690.2	2660.5
72.5°	2440.4	2492.4	2450.2	2532.0	2476.3
75°	1499.2	1595.4	1648.5	1732.1	1718.6
77.5°	355.1	315.5	347.8	311.9	351.5
80°	131.2	119.6	124.9	108.7	121.3
82.5°	89.9	78.2	75.5	60.3	64.8
85°	57.5	46.7	43.2	35.9	39.6
87.5°	34.2	26.1	24.2	20.7	21.6
90°	9.9	3.6	7.2	1.8	6.3
92.5°	0.0	0.0	0.0	0.0	0.0
95°	0.0	0.0	0.0	0.0	0.0
97.5°	0.0	0.0	0.0	0.0	0.0
100°	0.0	0.0	0.0	0.0	0.0
102.5°	0.0	0.0	0.0	0.0	0.0
105°	0.0	0.0	0.0	0.0	0.0
107.5°	0.0	0.0	0.0	0.0	0.0
110°	0.0	0.0	0.0	0.0	0.0



REPORT NUMBER: P227460

CATALOG NUMBER: ISW-AF-1000-LED-E1-RW

**CANDELA DISTRIBUTION (continued):**

	80°	82.5°	85°	87.5°	90°
112.5°	0.0	0.0	0.0	0.0	0.0
115°	0.0	0.0	0.0	0.0	0.0
117.5°	0.0	0.0	0.0	0.0	0.0
120°	0.0	0.0	0.0	0.0	0.0
122.5°	0.0	0.0	0.0	0.0	0.0
125°	0.0	0.0	0.0	0.0	0.0
127.5°	0.0	0.0	0.0	0.0	0.0
130°	0.0	0.0	0.0	0.0	0.0
132.5°	0.0	0.0	0.0	0.0	0.0
135°	0.0	0.0	0.0	0.0	0.0
137.5°	0.0	0.0	0.0	0.0	0.0
140°	0.0	0.0	0.0	0.0	0.0
142.5°	0.0	0.0	0.0	0.0	0.0
145°	0.0	0.0	0.0	0.0	0.0
147.5°	0.0	0.0	0.0	0.0	0.0
150°	0.0	0.0	0.0	0.0	0.0
152.5°	0.0	0.0	0.0	0.0	0.0
155°	0.0	0.0	0.0	0.0	0.0
157.5°	0.0	0.0	0.0	0.0	0.0
160°	0.0	0.0	0.0	0.0	0.0
162.5°	0.0	0.0	0.0	0.0	0.0
165°	0.0	0.0	0.0	0.0	0.0
167.5°	0.0	0.0	0.0	0.0	0.0
170°	0.0	0.0	0.0	0.0	0.0
172.5°	0.0	0.0	0.0	0.0	0.0
175°	0.0	0.0	0.0	0.0	0.0
177.5°	0.0	0.0	0.0	0.0	0.0
180°	0.0	0.0	0.0	0.0	0.0

(END OF REPORT)